

Free Software Excellent Programs

Izzi Bourrie
January 3, 2011

What is Free Software?

- Programs written for the public use
 - By Groups/Individuals – to improve what is on the market
 - Ex. Picasa
 - To use as an advertising platform
 - By Companies – to entice you to upgrade to a paid program
 - Ex. Malwarebytes
- Not to be confused with Trial Software, which
 - Is only usable for a short time
 - Cannot perform all functions
 - Will require payment ultimately

Where Should I Get It?

- Only Download from Trusted Sites
 - Generally Known and Trusted Sites
 - <http://downloads.zdnet.com>, <http://download.cnet.com>
 - Trusted Companies
 - Google, Microsoft, Sourceforge, etc.
 - Trusted Groups and Friends
- Don't Download Software From an Advertisement
 - Sponsored Link from Google
 - Any Ad
 - Pop-up on your computer
- Only Download Software you know about
 - Run it through a spyware or virus checker if in doubt

What is Out There?

- Photography and Image Processing
 - Picasa – Photo Organizer & Basic Photo editor
<http://picasa.google.com/>
 - IrfanView – Image viewer & converter
<http://www.irfanview.com/>
 - Gimp – Image Manipulation / Photo editor
<http://www.gimp.org/>
 - Snapshot – Screen capture into an image file
<http://bluefive.pair.com/snapshot>
 - Image Resizer – Make images smaller for sending & displaying
www.microsoft.com/windowsxp/downloads/power toys/xppowertoy
 - Windows Movie Maker – from Microsoft
 - DVD Styler – DVD Authoring
<http://www.dvdstyler.org>

What is Out There? (Cont'd)

- Music

- Audacity – music/ sound editor and recorder
<http://audacity.sourceforge.net>
- VLC Player – Media Player
www.videolan.org/vlc VLC Player – Media Player
- Real Player – Media Player
www.real.com
- Windows Media Player – Music Player & Organizer
- iTunes - Music Player & Organizer
www.apple.com/itunes/

- E-Mail

- Thunderbird
www.mozillamessaging.com
- Eudora
www.eudora.com
- Outlook Express or Windows Mail
- Incredimail
www.incredimail.com

What is Out There? (Cont'd)

- Internet
 - Skype – Talk for free or low cost via computer
www.skype.com
 - Google Voice – Talk for free or low cost via computer
www.google.com/voice
 - Browsers: Firefox, Chrome, Opera, OffByOne, etc.
www.firefox.com
www.google.com/chrome
www.opera.com
http://offbyone.com
 - LogMeIn – manage one computer from another
www.logmein.com

What is Out There? (Cont'd)

- Security
 - Microsoft Security Essentials – anti-virus, anti-malware
www.microsoft.com/security_essentials
 - AVG – anti-virus
<http://free.avg.com>
 - Avast – anti-virus
www.avast.com
 - SuperAntiSpyware – Spyware / malware scan & fix
www.superantispyware.com
 - MalwareBytes - Spyware / malware scan & fix
www.malwarebytes.org
 - Truecrypt – encrypt files and folders
<http://www.truecrypt.org/>

What is Out There? (Cont'd)

- Office Applications

- Open Office – MS Office Clone

- www.openoffice.org

- AbiWord – word processor like Word

- www.abisource.com

- PDFill PDF Tools – manipulate pdf files

- www.pdfill.com/pdf_tools_free

- **PrimoPDF – Produce PDF files as print output**

- www.primopdf.com

- Adobe Reader – PDF Reader

- <http://get.adobe.com/reader>

- Foxit PDF Reader – Low overhead PDF reader

- www.foxitsoftware.com/pdf/reader

What is Out There? (Cont'd)

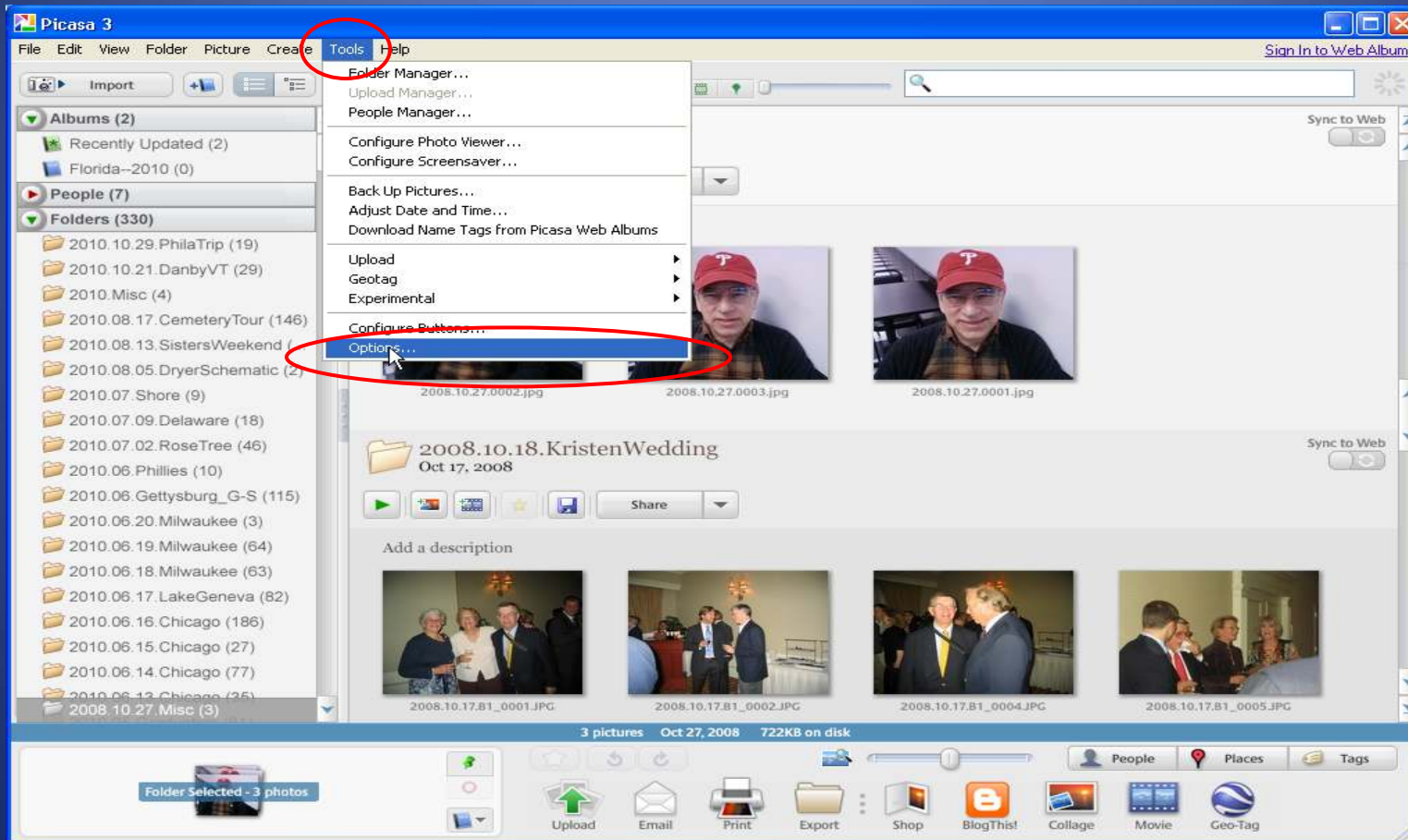
- Utilities - Performance
 - CCleaner – Removes clutter & cleans registry
www.piriform.com/ccleaner
 - Glary Utilities – Removes clutter & cleans registry
www.glarysoft.com/products/utilities/glary-utilities
 - Advanced System Care – protect, repair, clean, and optimize
www.iobit.com/advancedsystemcareper
 - Defraggler – defrag entire hard drive or individual files
www.piriform.com/defraggler
 - Smart Defrag - defrag and optimize hard drive
 - www.iobit.com/iobitsmartdefrag
 - PC Decrapifier – remove junk software from new computer
www.pcdecrapifier.com

What is Out There? (Cont'd)

- Utilities - Problem Determination
 - CPU-Z – Provides information about CPUs, Motherboards and Memory
www.cpuid.com/softwares/cpu-z
 - Belarc – provide hardware & software system information
www.belarc.com/free_download
 - Keyfinder – Provides Product Keys
www.magicaljellybean.com/
 - HexCygnus – View files in Hexadecimal
www.softcircuits.com/cygnus/fe

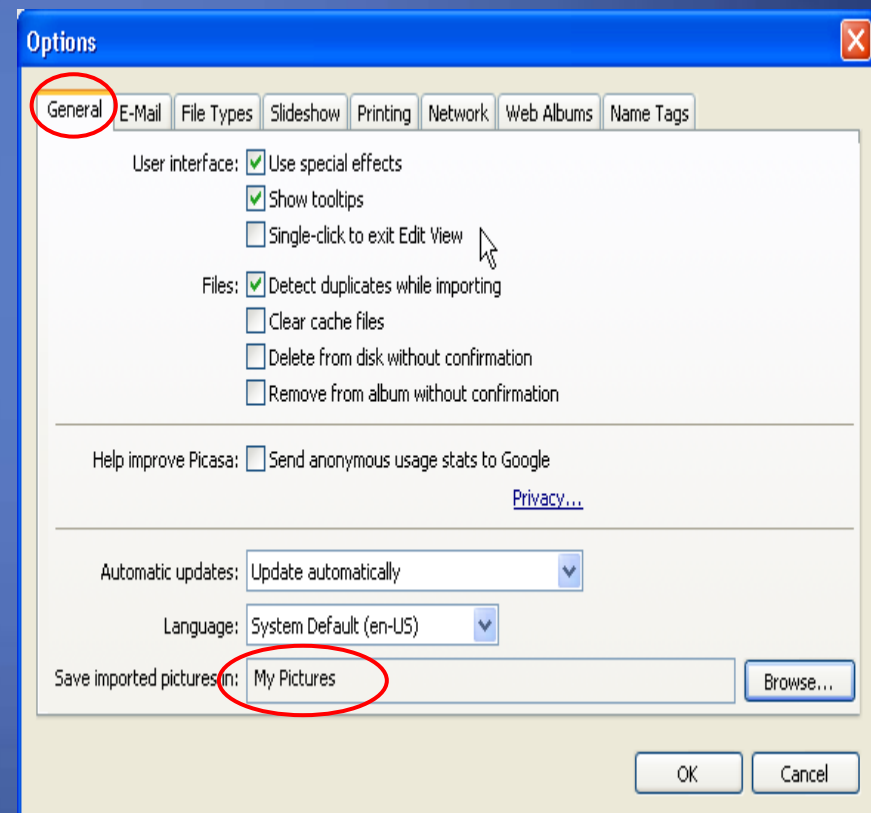
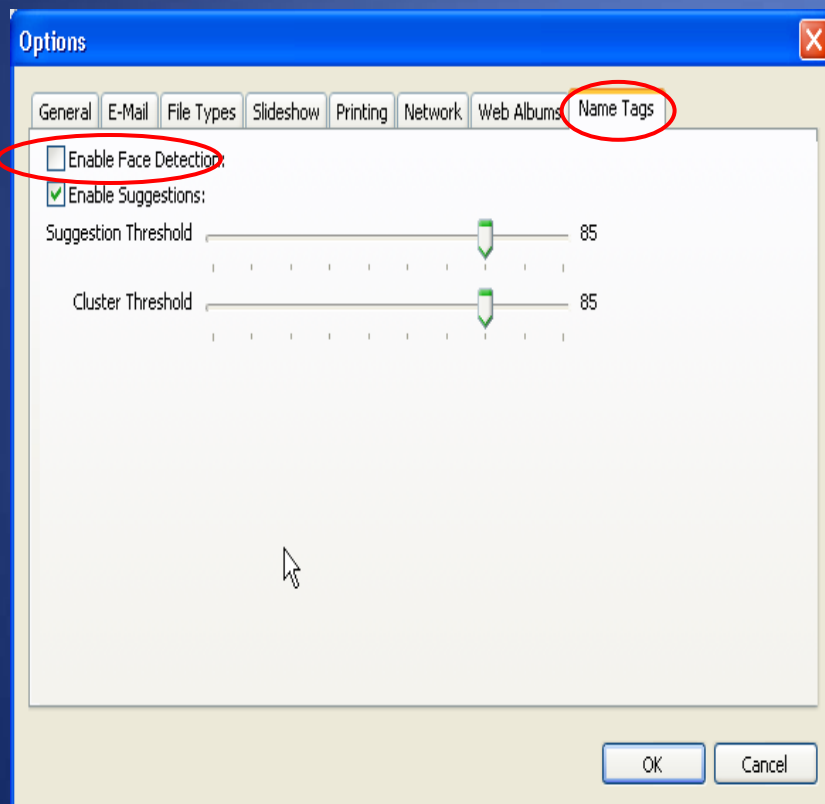
Picasa

- Download and install from picasa.google.com
 - Configure Options



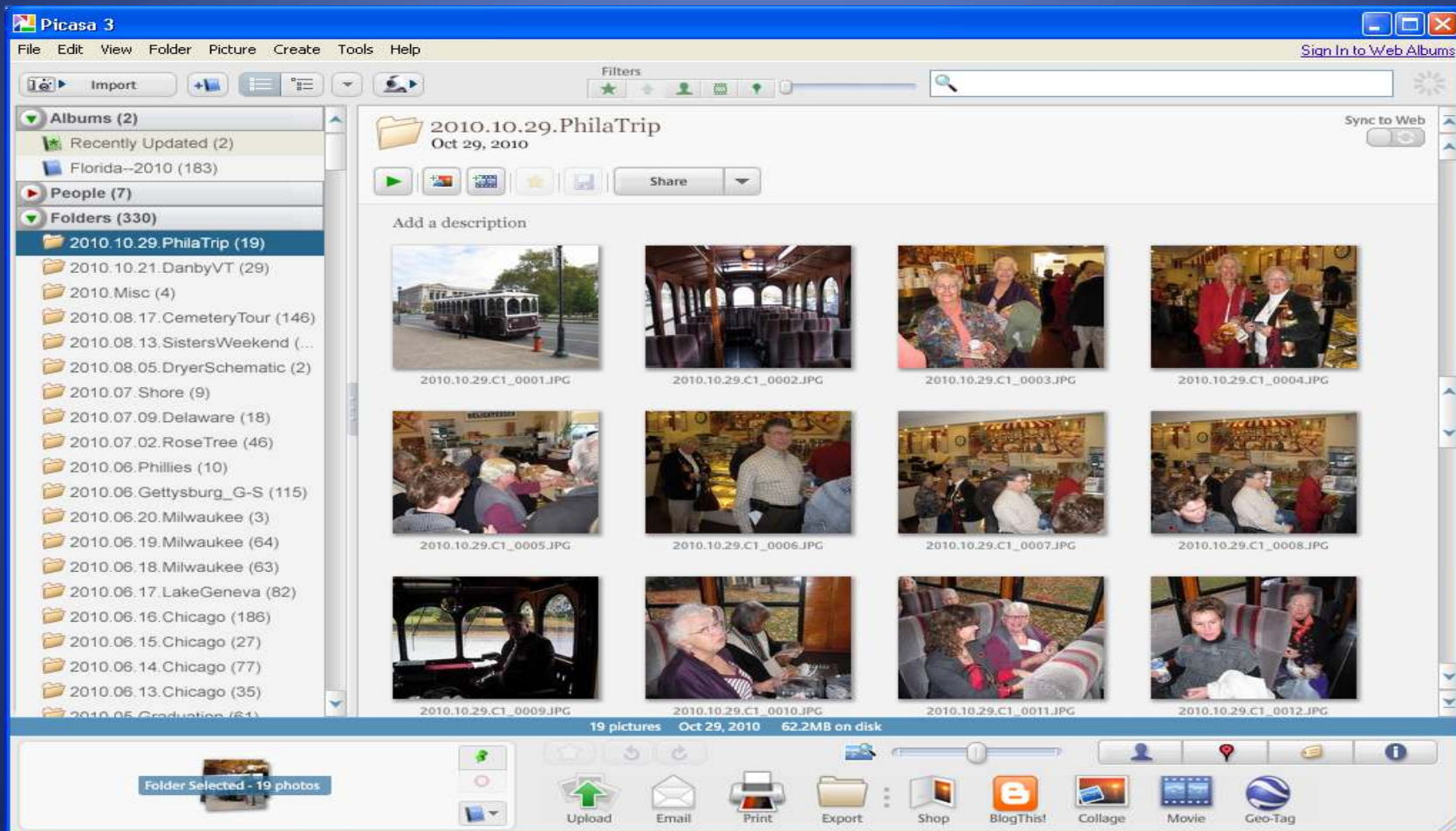
Picasa – Options

- Turn off auto-face initially
- Specify where to import photos



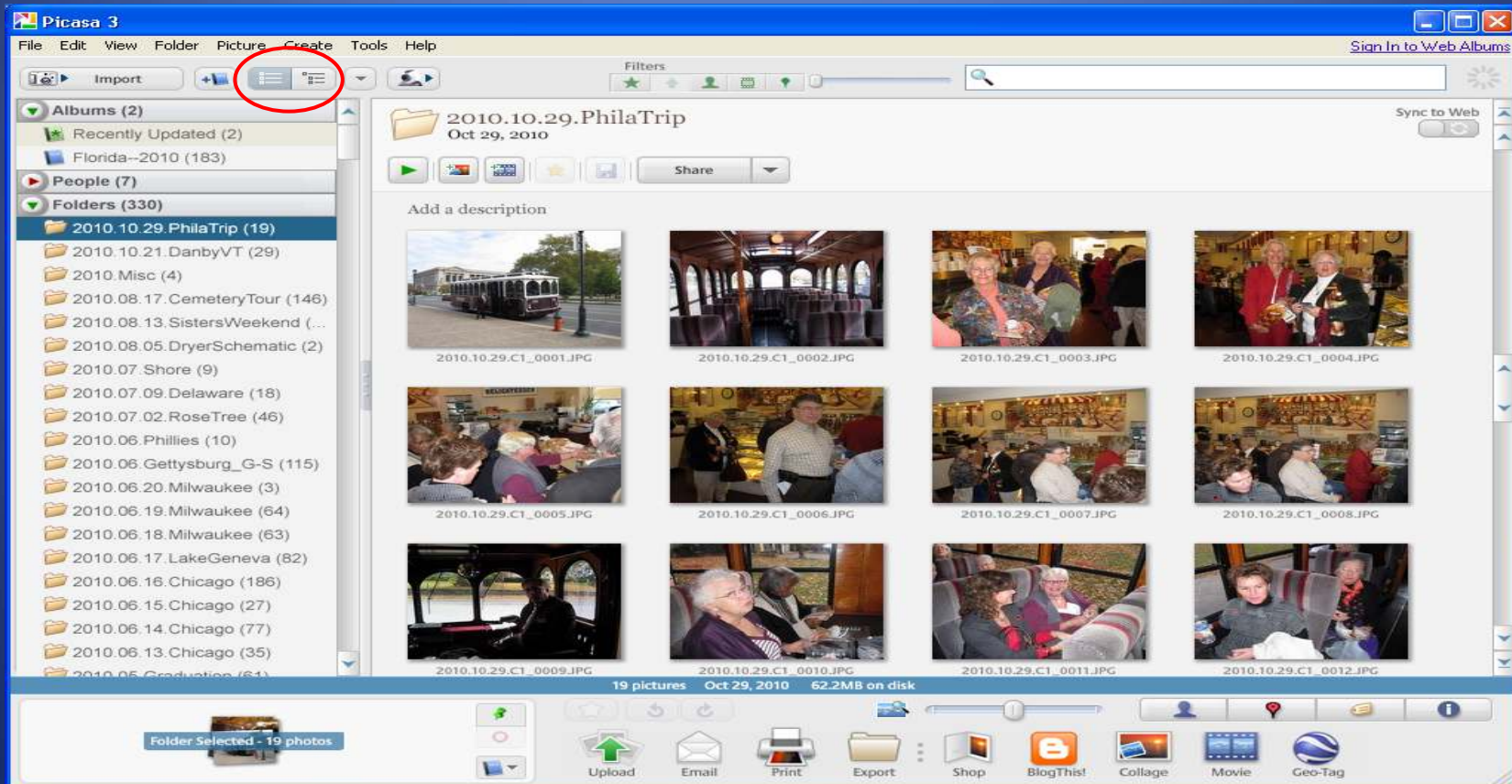
Picasa – Overview

- Searches computer for photos & imports them
 - May take a few minutes



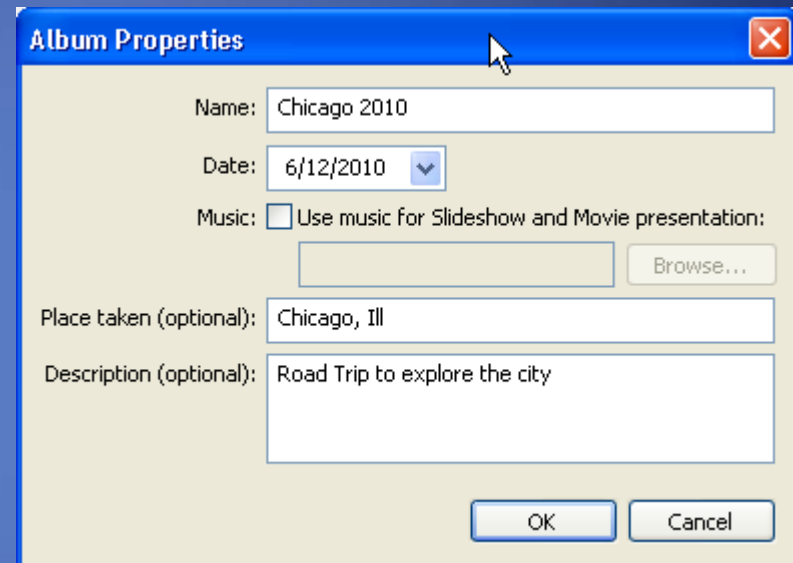
Picasa – Overview

- Organization
 - Folders on left in date order – when taken / scanned
 - Scroll up / down to see photo folders
 - Tree View or Flat view – this is flat view



Picasa – Create Album

- Selected Photos for Special Use
 - Create Album
 - File → New Album
 - Fill in fields
 - Select photos
 - Click on folder
 - Select photos to add
 - <CTRL> left mouse button
 - Right-click on a selected photo
 - Select “Add to Album” and choose desired album
 - Album will show at the left under Albums
 - Photos in Albums are not duplicated
 - Picasa uses pointers to represent photos



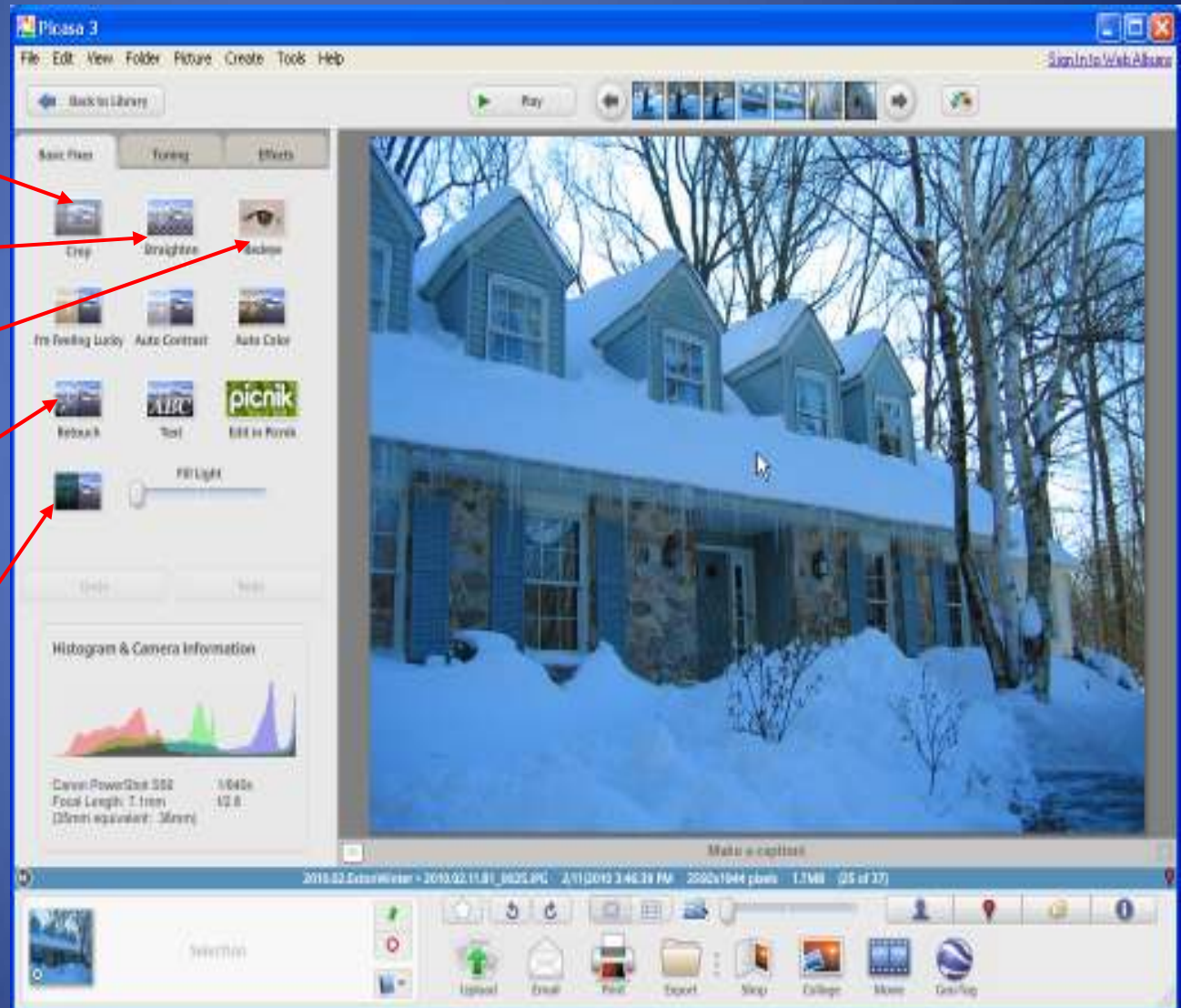
Picasa - Removing Photos

- Deleting a photo from a folder deletes the photo from disk
 - Right-click on photo
 - Left-click on “Delete from Disk”
- Remove from album does not delete the photo
 - Right-click on photo in an album
 - Left-click on “Remove from Album”
- Removing a folder from Picasa
 - Right-click on folder on left
 - Left-click on “Remove from Picasa”

Editing

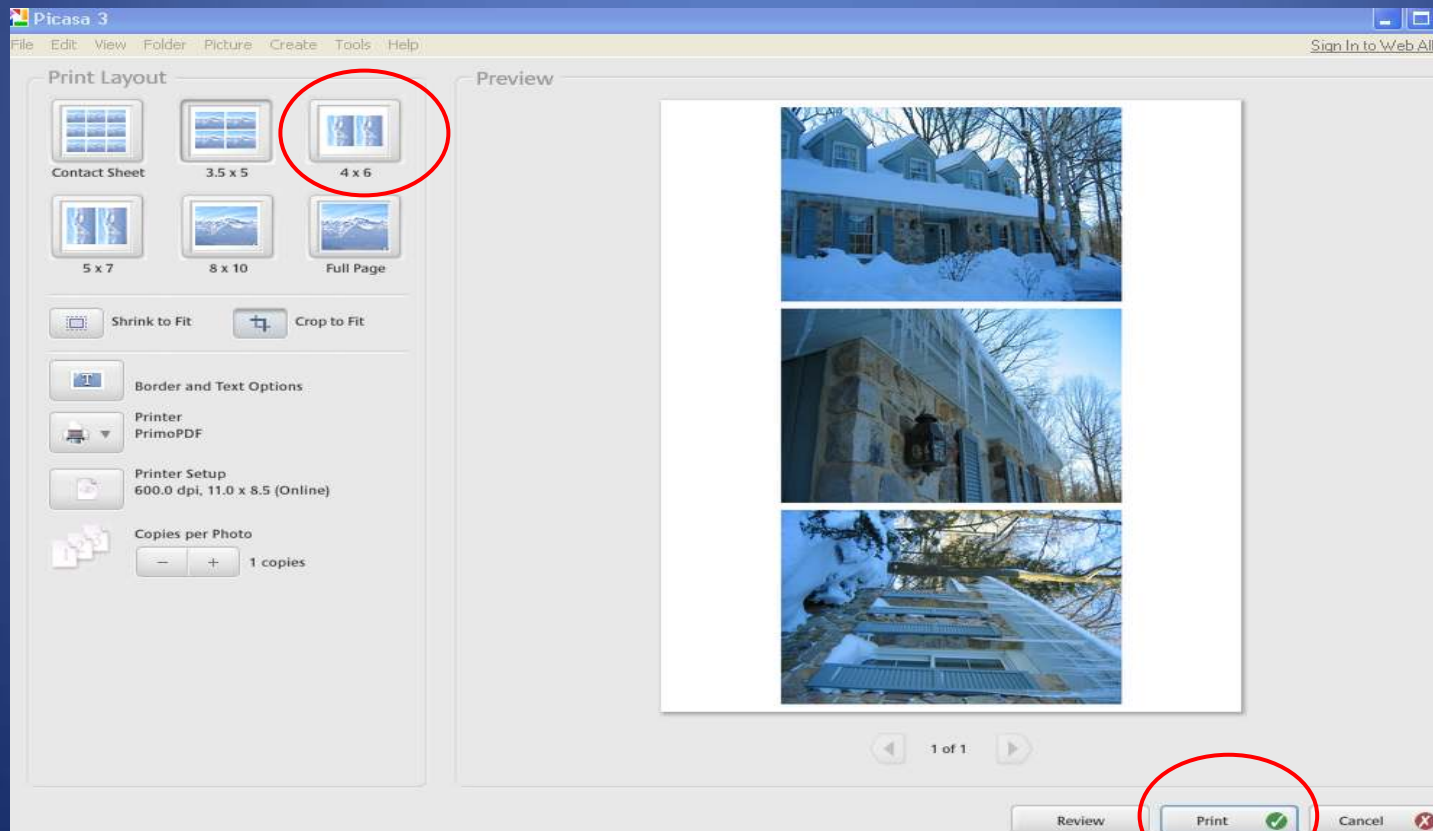
– Double-click on photo

- Crop
- Straighten
- Redeye
- Retouch
- Fill Lighting



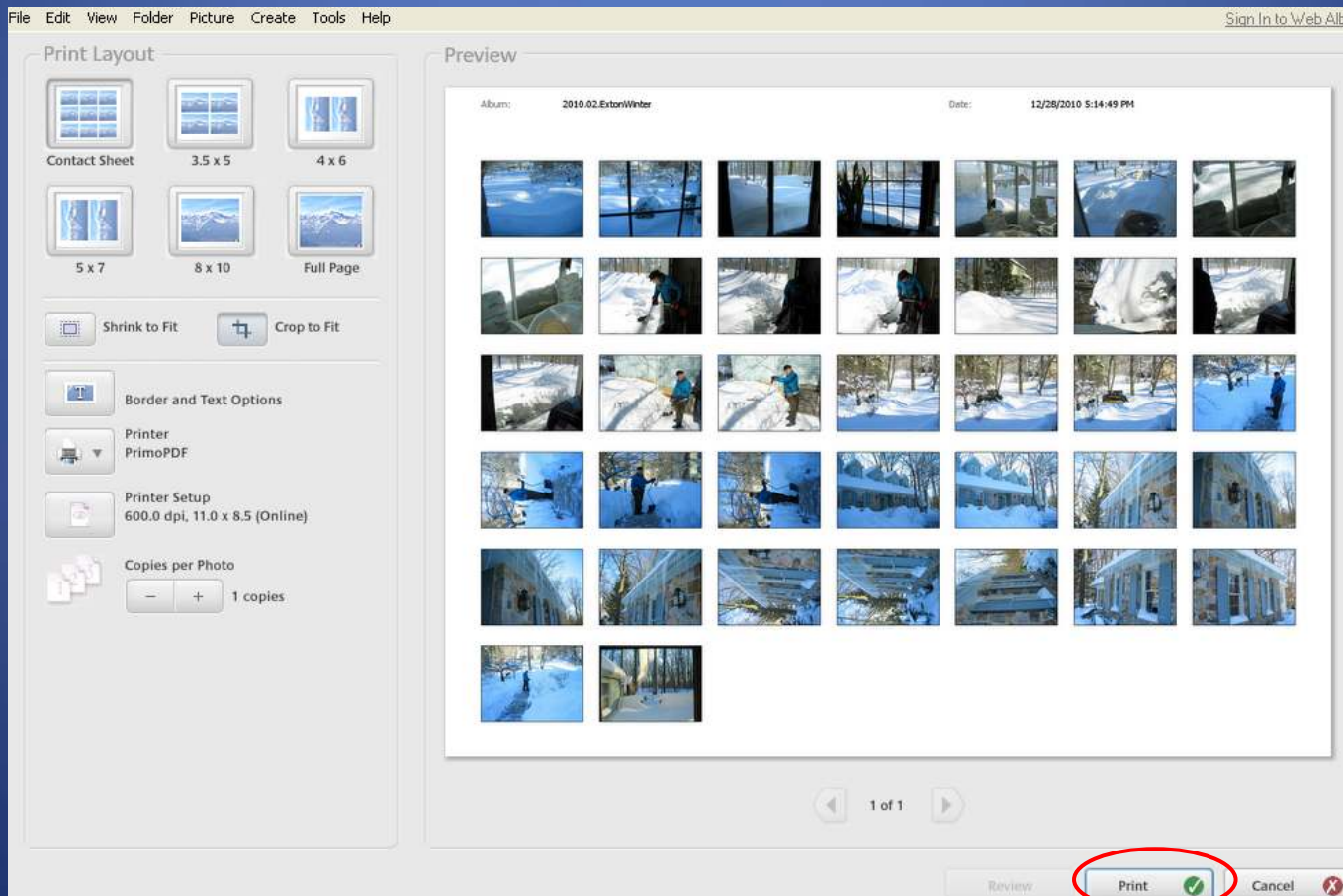
Picasa - Printing

- Print photos
 - Select photos to print
 - Select the size of the photo
 - Click on “Print” on bottom of screen



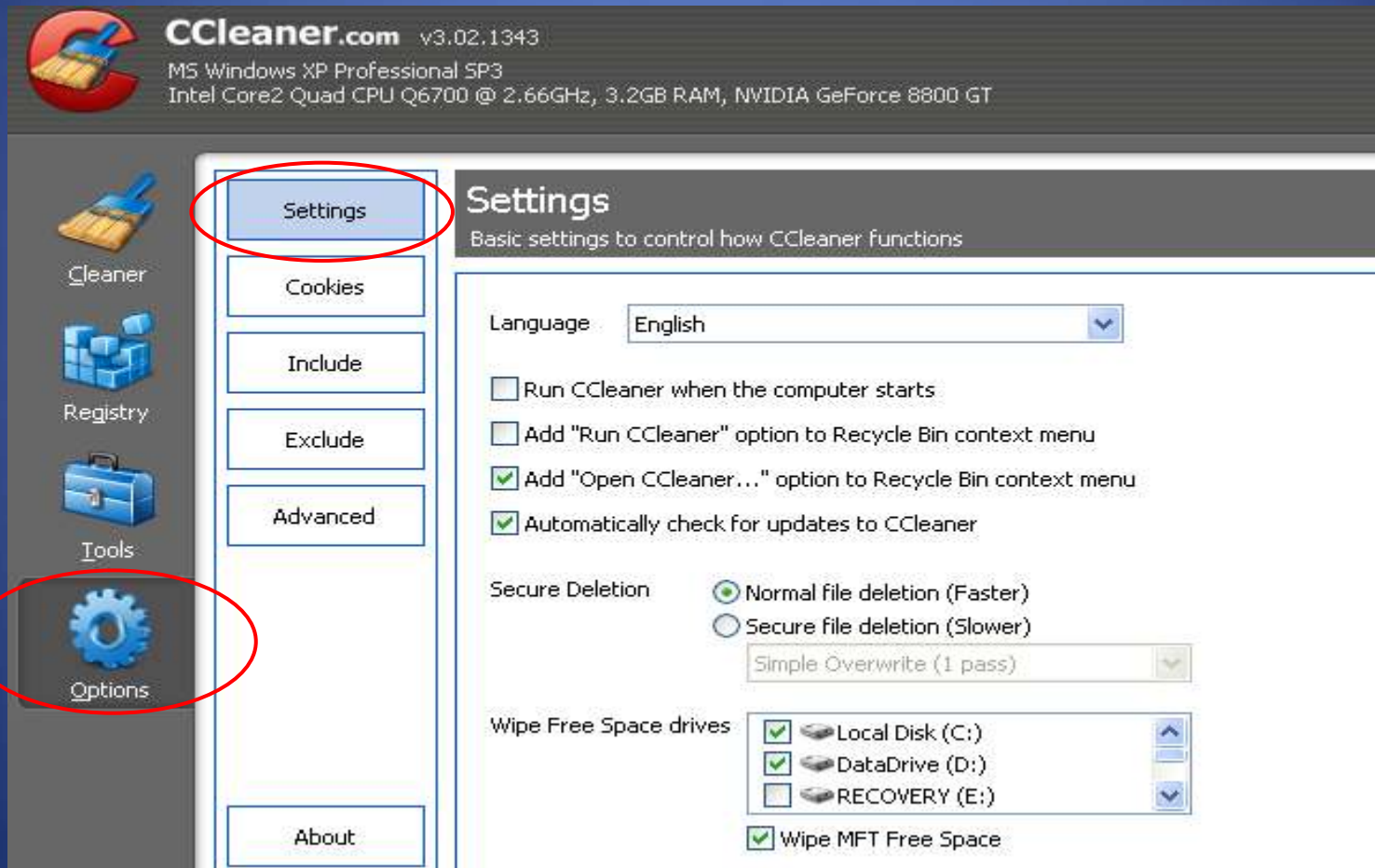
Picasa - Printing

- Print Contact Sheet
 - Select Folder or Album
 - <CTL> <SHIFT> P to bring up page of thumbnails
 - Left-click “Print”



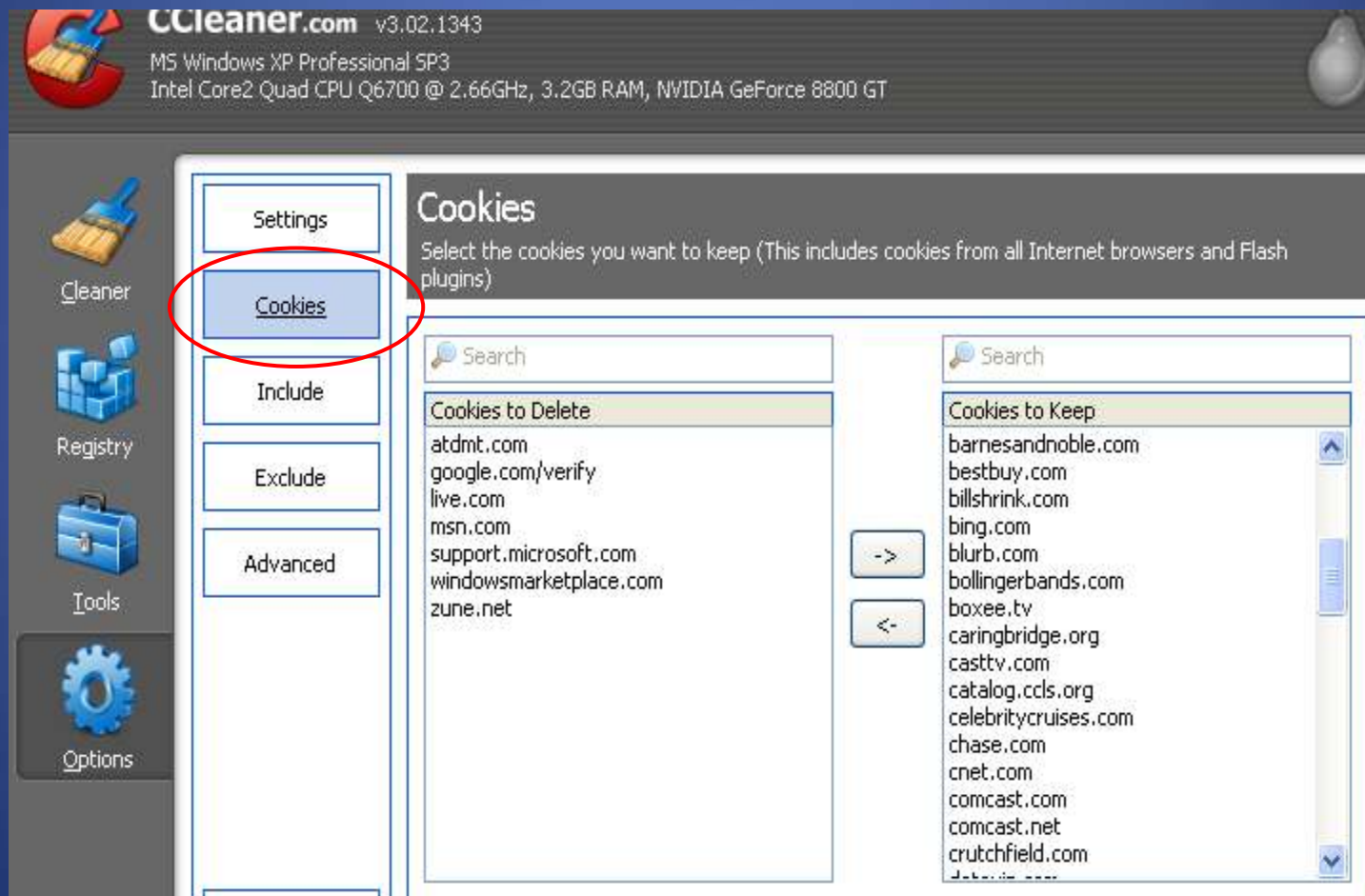
CCleaner

- Download and install from www.piriform.com/ccleaner
 - Configure Options - Settings



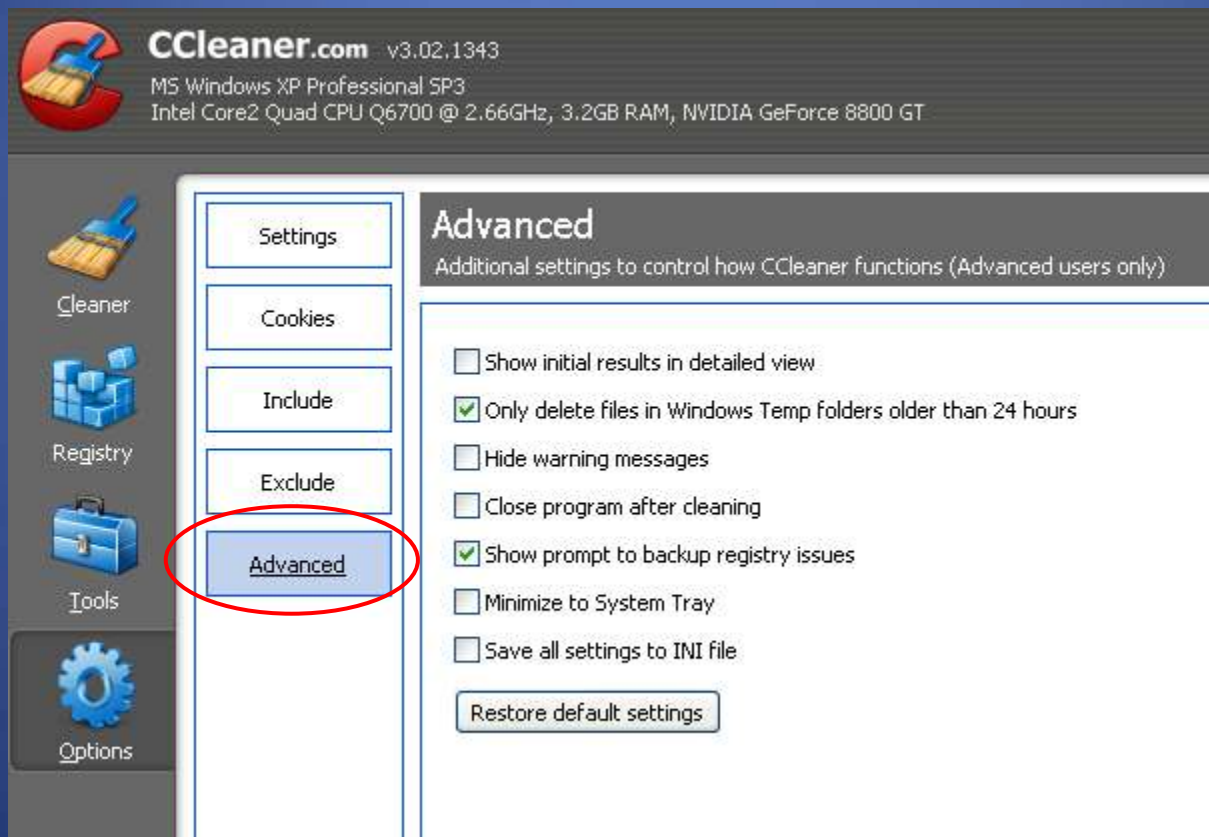
CCleaner – Options

- Select cookies to keep for web sites you frequent



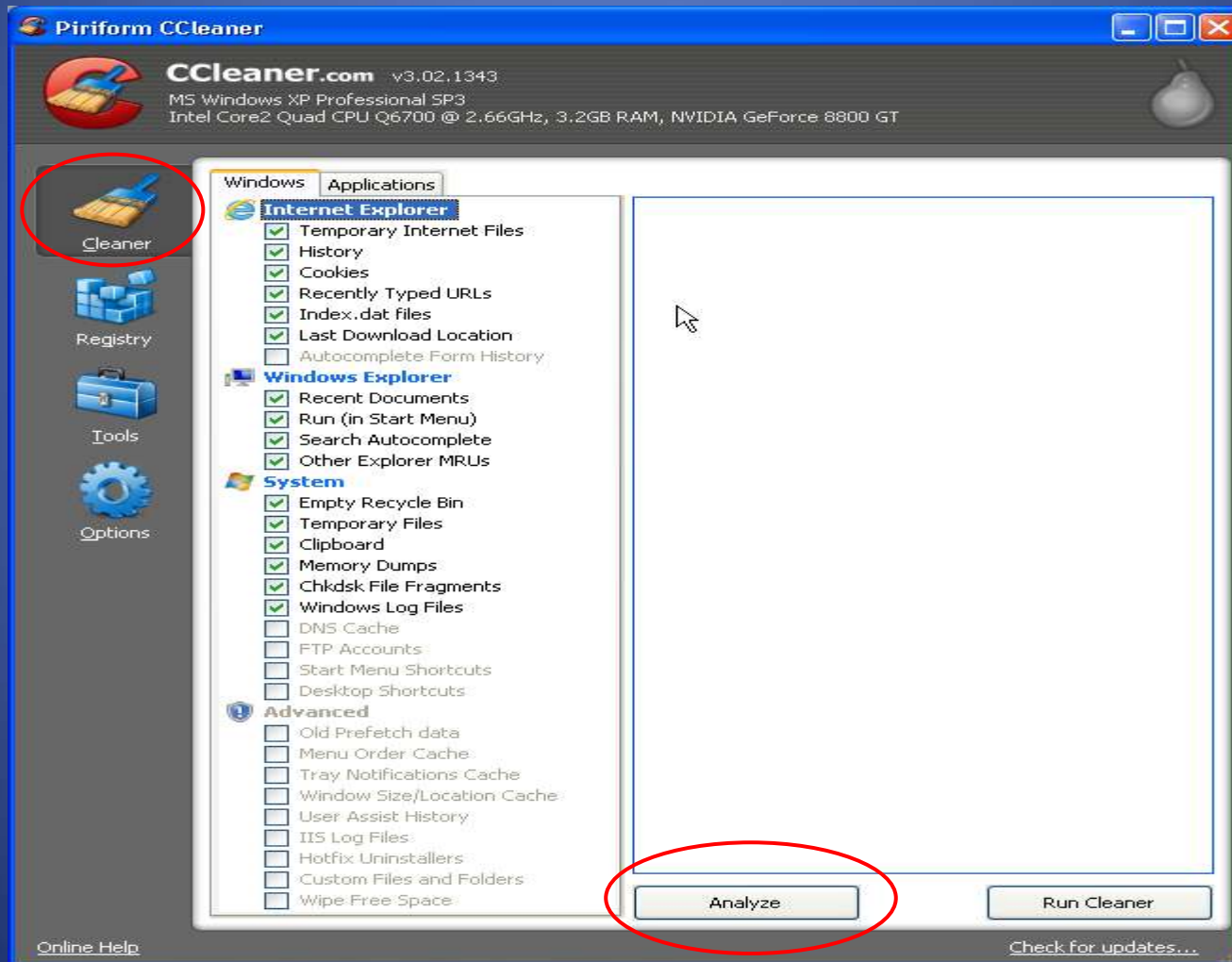
CCleaner – Options

- Advanced
 - Suggested default settings as below



CCleaner

- Remove clutter, repair, clean, and optimize
 - Click on “Cleaner” & then “Analyze”



CCleaner - Clean

- Files to be Deleted – Click “Run Cleaner”

The screenshot shows the Piriform CCleaner application window. The title bar reads "Piriform CCleaner". The main window contains a sidebar on the left with icons for "Cleaner", "Registry", "Tools", and "Options". The main area is divided into two panes. The left pane is titled "Applications" and lists various categories with checkboxes for items to be cleaned. The right pane shows the results of an analysis, including a progress bar at 100% and a list of files to be deleted.

CCleaner.com v3.02.1343
MS Windows XP Professional SP3
Intel Core2 Quad CPU Q6700 @ 2.66GHz, 3.2GB RAM, NVIDIA GeForce 8800 GT

Applications

- Internet Explorer**
 - Temporary Internet Files
 - History
 - Cookies
 - Recently Typed URLs
 - Index.dat files
 - Last Download Location
 - Autocomplete Form History
- Windows Explorer**
 - Recent Documents
 - Run (in Start Menu)
 - Search Autocomplete
 - Other Explorer MRUs
- System**
 - Empty Recycle Bin
 - Temporary Files
 - Clipboard
 - Memory Dumps
 - Chkdsk File Fragments
 - Windows Log Files
 - DNS Cache
 - FTP Accounts
 - Start Menu Shortcuts
 - Desktop Shortcuts
- Advanced**
 - Old Prefetch data
 - Menu Order Cache
 - Tray Notifications Cache
 - Window Size/Location Cache
 - User Assist History
 - IIS Log Files
 - Hotfix Uninstallers
 - Custom Files and Folders
 - Wipe Free Space

ANALYSIS COMPLETE - (21.532 secs)
216 MB to be removed. (Approximate size)

Details of files to be deleted (Note: No files have been deleted yet)

File Name	Size	Count
Internet Explorer - Temporary Internet Files	26,571 KB	1,922 files
Internet Explorer - History	568 KB	21 files
Internet Explorer - Cookies	800 KB	1,001 files
Windows Explorer - Recent Documents	101 KB	159 files
System - Empty Recycle Bin	190,769 KB	71 files
System - Memory Dumps	92 KB	1 files
System - Windows Log Files	1,180 KB	53 files
Applications - Adobe Reader 9.0	693 KB	2 files
Applications - Office 2003	40 KB	56 files
Applications - Office 2007	40 KB	56 files
Applications - Office XP	40 KB	56 files
Internet - Google Toolbar IE	28 KB	4 files
Internet - Windows Live Messenger	0 KB	1 files
Multimedia - Adobe Flash Player	27 KB	186 files
Multimedia - Quicktime Player	3 KB	1 files
Utilities - Windows Defender	7 KB	1 files

Analyze **Run Cleaner** [Check for updates...](#)

CCleaner – Eliminate Files

- Deleted files are displayed

Piriform CCleaner v3.02.1343
MS Windows XP Professional SP3
Intel Core2 Quad CPU Q6700 @ 2.66GHz, 3.2GB RAM, NVIDIA GeForce 8800 GT

Cleaner
Registry
Tools
Options

Windows Applications

- Internet Explorer**
 - Temporary Internet Files
 - History
 - Cookies
 - Recently Typed URLs
 - Index.dat files
 - Last Download Location
 - Autocomplete Form History
- Windows Explorer**
 - Recent Documents
 - Run (in Start Menu)
 - Search Autocomplete
 - Other Explorer MRUs
- System**
 - Empty Recycle Bin
 - Temporary Files
 - Clipboard
 - Memory Dumps
 - Chkdsk File Fragments
 - Windows Log Files
 - DNS Cache
 - FTP Accounts
 - Start Menu Shortcuts
 - Desktop Shortcuts

Advanced

CLEANING COMPLETE - (40.866 secs)
217 MB removed.

Details of files deleted

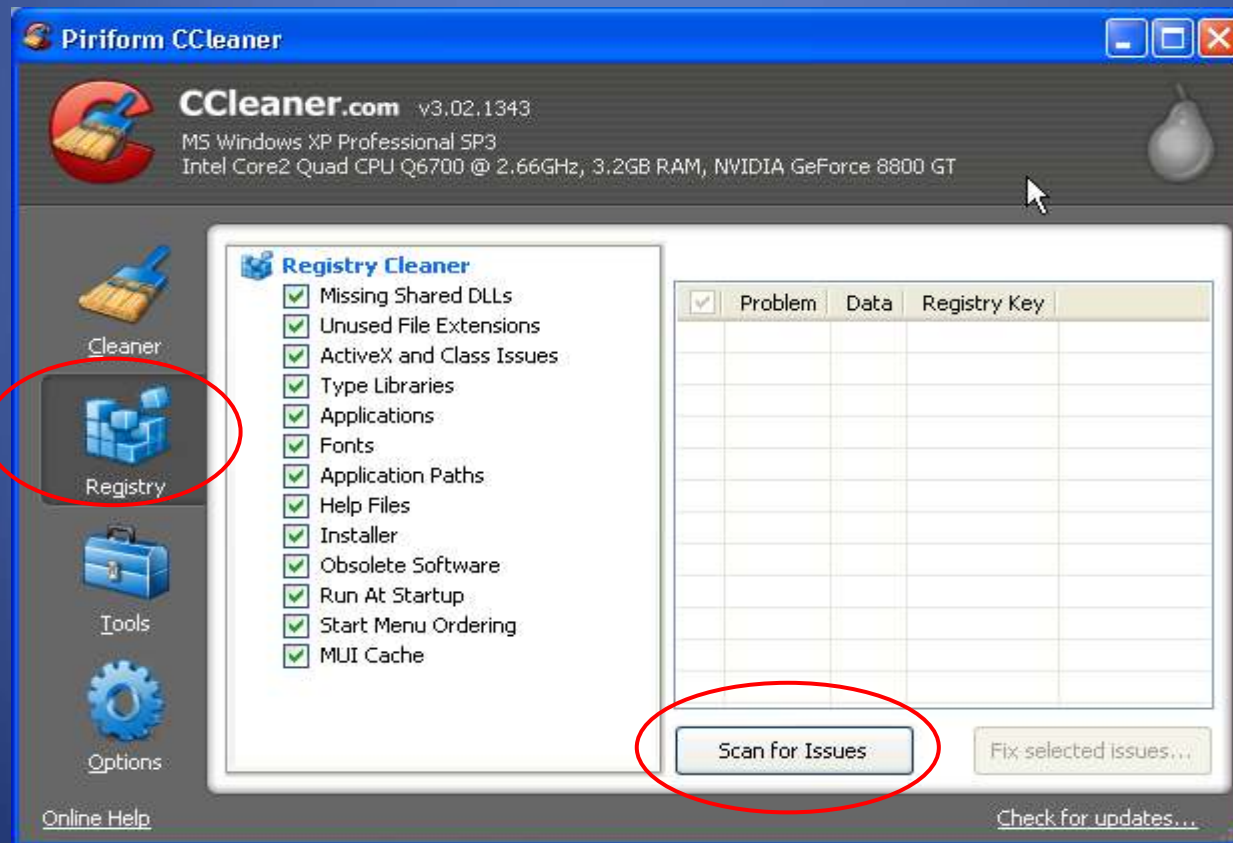
Application	Size	Files
Internet Explorer - Temporary Internet Files	26,772 KB	1,927 files
Internet Explorer - History	568 KB	21 files
Internet Explorer - Cookies	800 KB	1,001 files
Windows Explorer - Recent Documents	101 KB	159 files
System - Empty Recycle Bin	190,769 KB	71 files
System - Temporary Files	1,535 KB	2 files
System - Memory Dumps	92 KB	1 files
System - Windows Log Files	1,180 KB	53 files
Applications - Adobe Reader 9.0	693 KB	2 files
Applications - Office 2003	40 KB	56 files
Internet - Google Toolbar IE	28 KB	4 files
Internet - Windows Live Messenger	0 KB	1 files
Multimedia - Adobe Flash Player	27 KB	186 files
Multimedia - Quicktime Player	3 KB	1 files
Utilities - Windows Defender	7 KB	1 files

Analyze **Run Cleaner**

[Online Help](#) [Check for updates...](#)

CCleaner – Registry

- Remove unused and old registry entries which can cause slow-downs
 - Click on “Registry” & then “Scan for Issues”



CCleaner – Registry (Cont'd)

– First create a Restore Point

- Start → Help & Support → Undo changes to your computer with System Restore

– Click on “Fix selected issues ...”

- Click “Yes” to “Do you want to backup changes to the registry?”

The screenshot shows the Piriform CCleaner application window. The title bar reads "Piriform CCleaner". The main window displays the "Registry Cleaner" section with a progress bar at 100%. On the left, there is a sidebar with icons for "Cleaner", "Registry", "Tools", and "Options". The "Registry Cleaner" section has a list of checked items: Missing Shared DLLs, Unused File Extensions, ActiveX and Class Issues, Type Libraries, Applications, Fonts, Application Paths, Help Files, Installer, Obsolete Software, Run At Startup, Start Menu Ordering, and MUI Cache. The main area shows a table of registry issues:

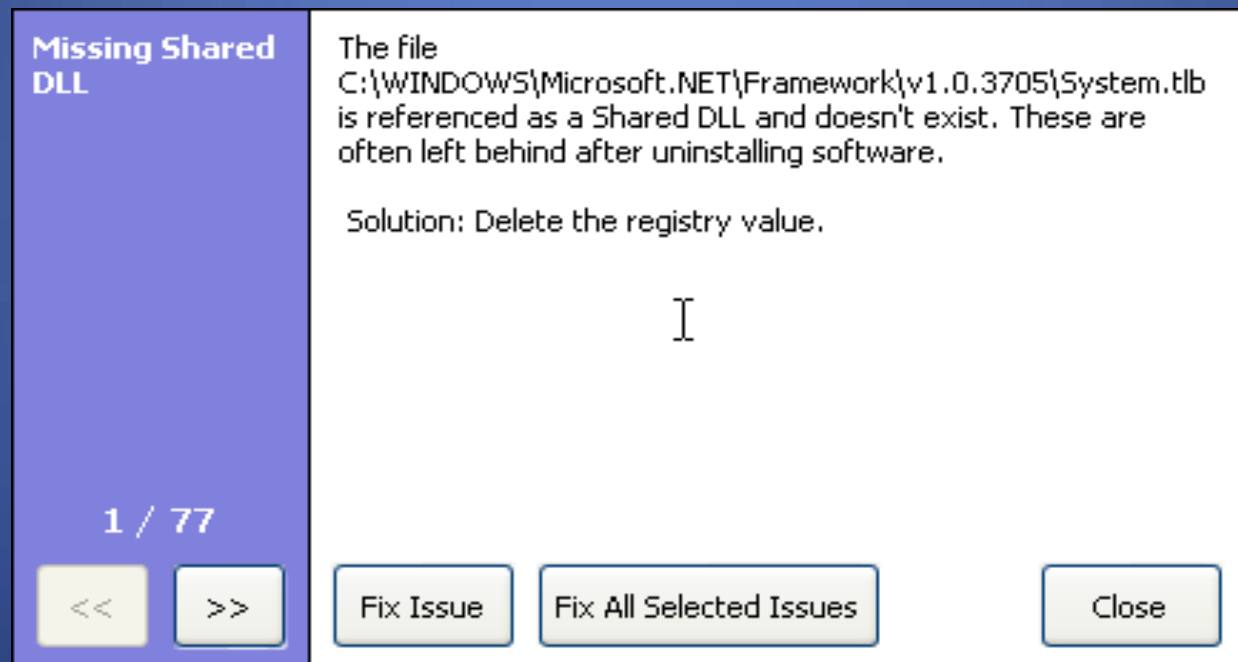
Problem	Data	Registry Key
Installer Reference...	C:\Program Files\Microsoft Silverlight\4.0.50826.0\sk	HKLM\Software\Microsoft\Windov
Installer Reference...	C:\Program Files\Microsoft Silverlight\4.0.50826.0\sl	HKLM\Software\Microsoft\Windov
Installer Reference...	C:\Program Files\Microsoft Silverlight\4.0.50826.0\sr-Cyrl-CS	HKLM\Software\Microsoft\Windov
Installer Reference...	C:\Program Files\Microsoft Silverlight\4.0.50826.0\sr-Latn-CS	HKLM\Software\Microsoft\Windov
Installer Reference...	C:\Program Files\Microsoft Silverlight\4.0.50826.0\sv	HKLM\Software\Microsoft\Windov
Installer Reference...	C:\Program Files\Microsoft Silverlight\4.0.50826.0\th	HKLM\Software\Microsoft\Windov
Installer Reference...	C:\Program Files\Microsoft Silverlight\4.0.50826.0\tr	HKLM\Software\Microsoft\Windov
Installer Reference...	C:\Program Files\Microsoft Silverlight\4.0.50826.0\uk	HKLM\Software\Microsoft\Windov
Installer Reference...	C:\Program Files\Microsoft Silverlight\4.0.50826.0\vi	HKLM\Software\Microsoft\Windov
Uninstaller Referen...	"C:\Program Files\Coupons\uninstall.exe" "/U:C:\Program Files\Coupons\Uninstall\uninstall...	HKLM\Software\Microsoft\Windov
Old Start Menu key	Coupons	HKCU\Software\Microsoft\Windov
Old Start Menu key	Ring Factory	HKCU\Software\Microsoft\Windov

At the bottom of the window, there are two buttons: "Scan for Issues" and "Fix selected issues...". The "Fix selected issues..." button is circled in red. In the bottom right corner, there is a link for "Check for updates..." and "Online Help" in the bottom left corner.

CCleaner – Registry (Cont'd)

– Get Confirmation

- If you select “Fix Issue”, you’ll get a prompt for each
- If you select “Fix All Selected Issues”, they will all be fixed

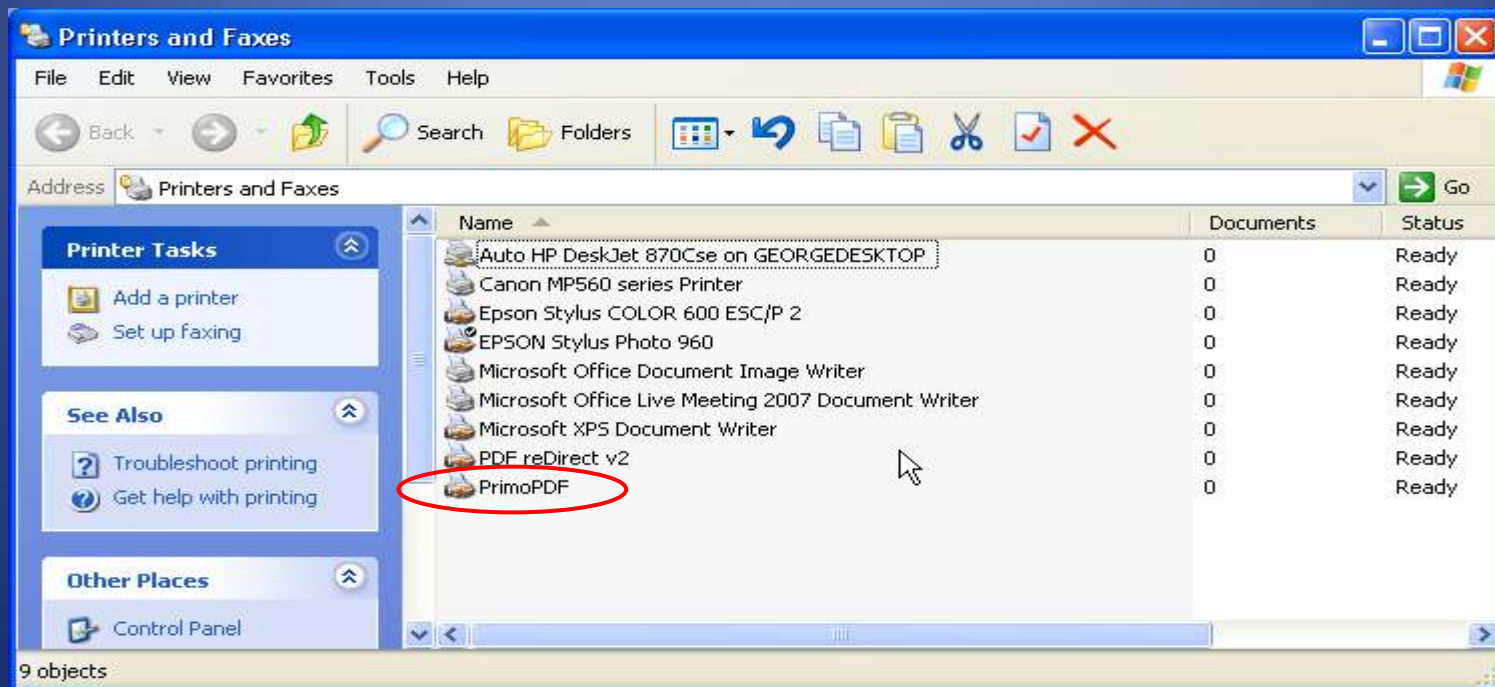


CCleaner – Tools

- Uninstall
 - Can Uninstall programs here, especially stubborn ones
- Startup – identifies programs that run at startup
 - Some programs are not needed & slow the system down
 - Determine if you want to run – use Google to investigate
 - If not desired, disable and later delete
- System Restore
 - Can Delete old Restore Point Files
- Drive Wiper
 - Securely erase drives – be careful!!

PrimoPDF

- Allows creation of PDF files
 - Download and install from www.primopdf.com
 - Installs as a Printer called PrimoPDF
- Anything that can be printed can be sent to a PDF File



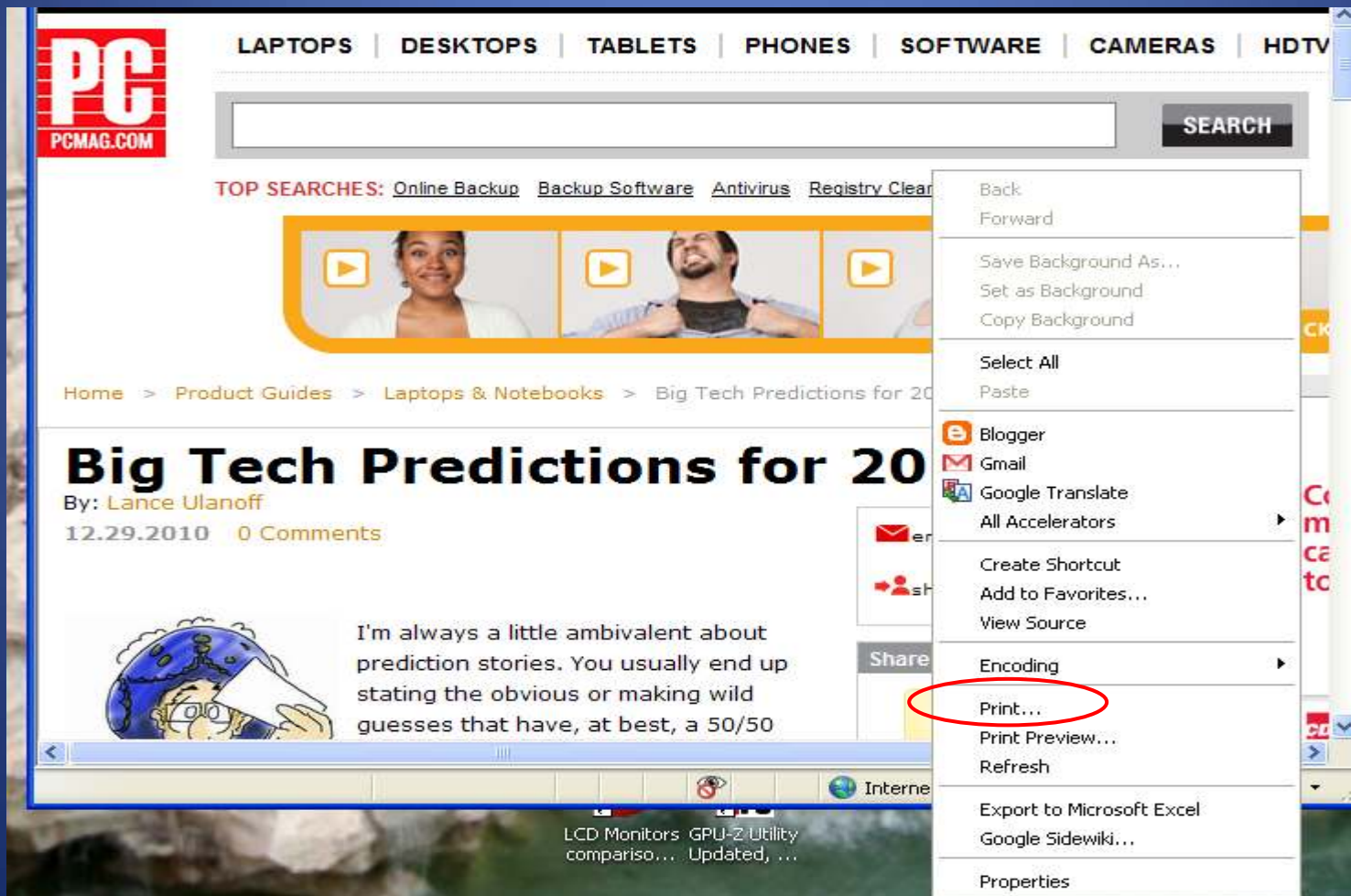
PrimoPDF

- Start “PrimoPDF Settings”
 - Start → All Programs → PrimoPDF → PrimoPDF Settings
 - Select “Print” or “Screen” as default
 - Click “Options” and then “Creation” and then “Saving PDF”
 - Select “Ask before appending or overwriting document”



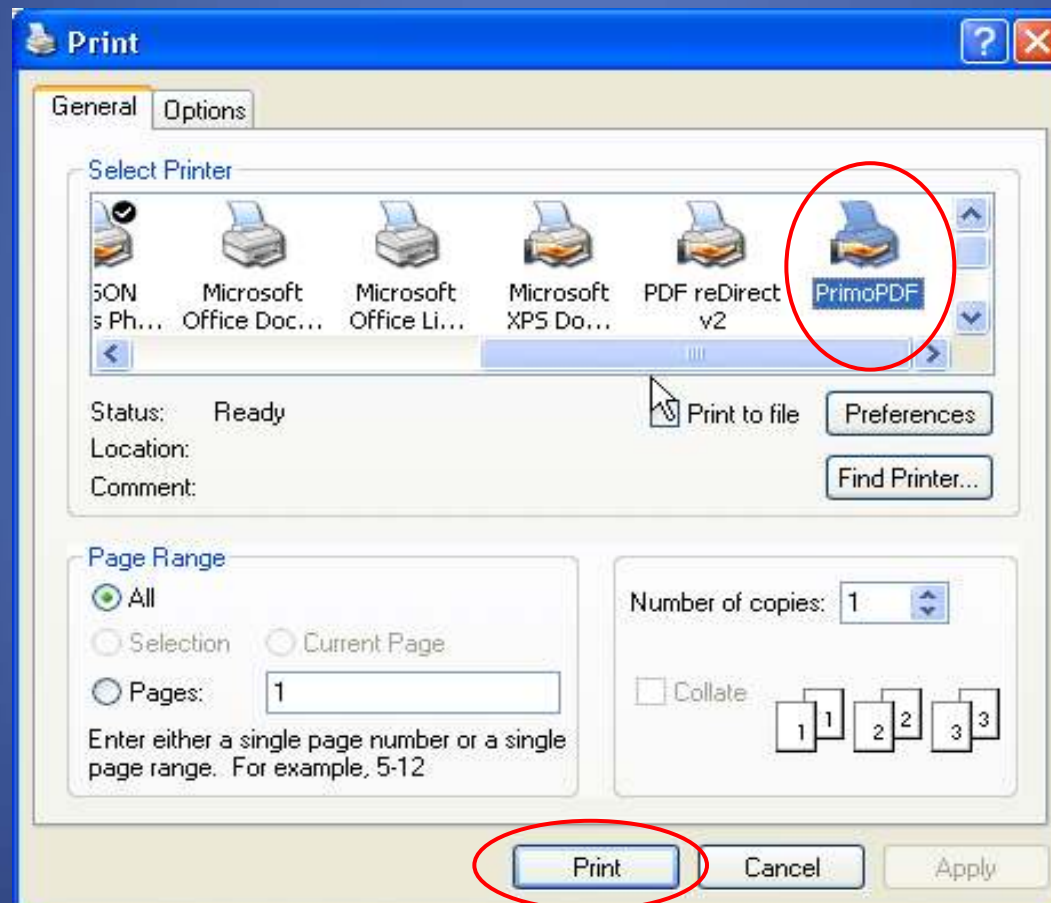
PrimoPDF

- Capturing a web page
 - Right-click & select “Print ...”



PrimoPDF

- Select “PrimoPDF” as the printer and click “Print”



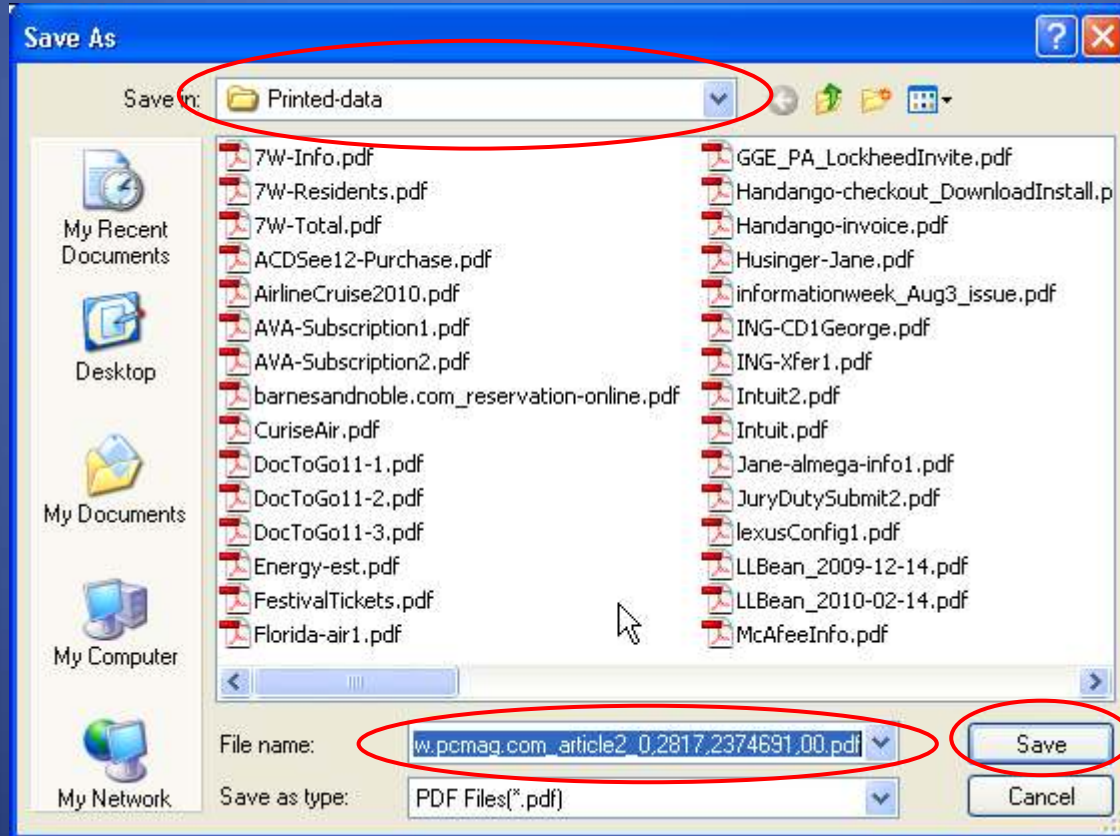
PrimoPDF

- Change any options from their defaults if desired
 - Note that PDF will be saved to a location that you will specify later during creation
 - Click on “Create PDF” to start the process



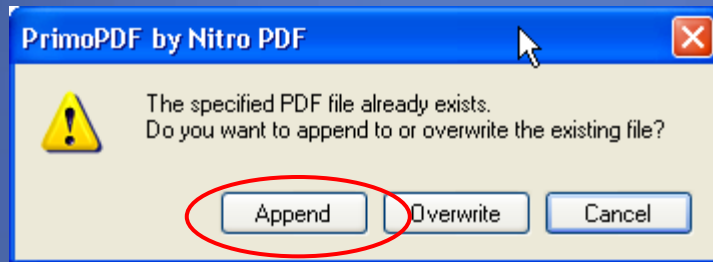
PrimoPDF

- Specify folder to save file and the name
 - Click “Save”



PrimoPDF

- The resultant PDF will be displayed
- Can append documents by using the same name
 - Select append rather than overwrite



- Can Password-protect PDF
 - Enter Password
 - Click "OK"



Snapshot

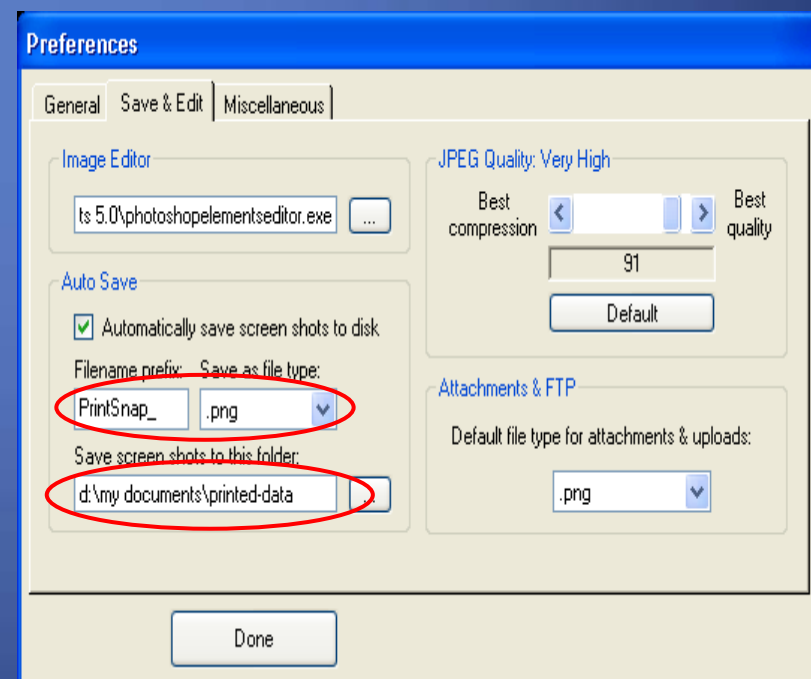
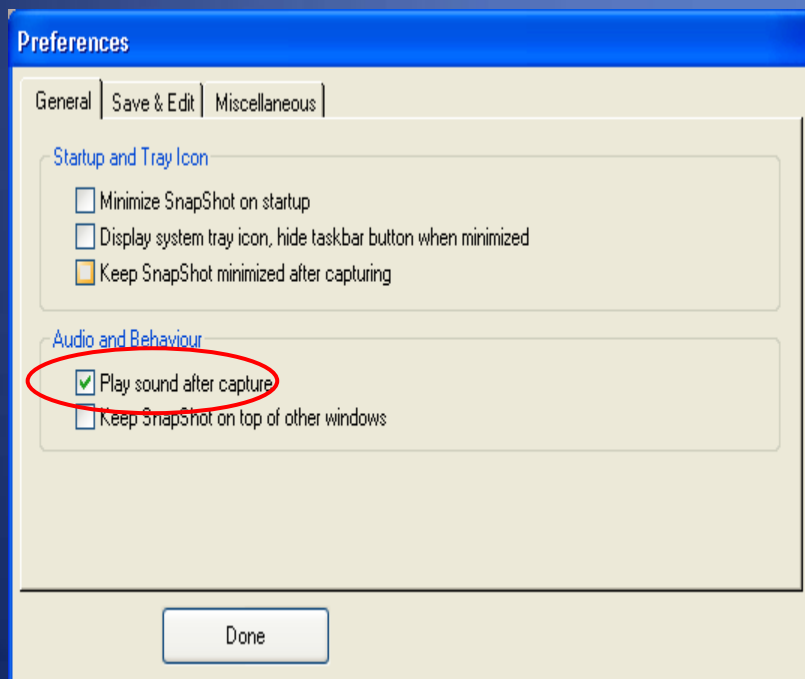
- Allows capturing of the screen, a window, or portions of the screen
 - Download and install from <http://bluefive.pair.com/snapshot>



Snapshot (Cont'd)

- Preferences

- Capture – Select “Include Mousepointer” if desired
- Capture → Preferences
 - Play Sound after capture
 - Specify folder name, file prefix & file type for the capture file
 - “png” results in the smallest file

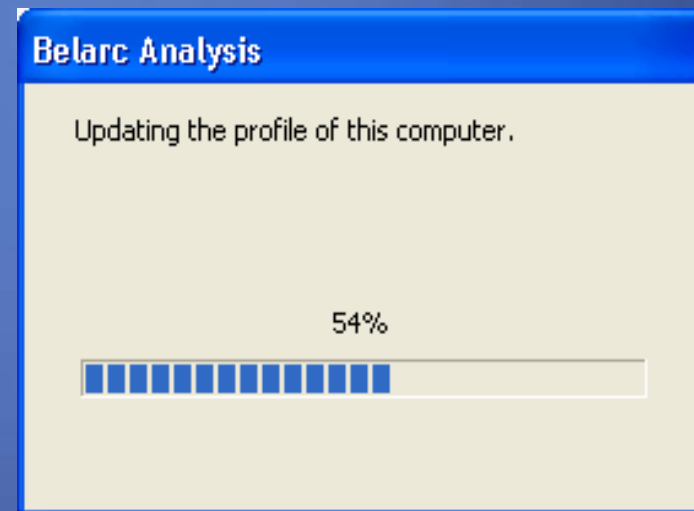
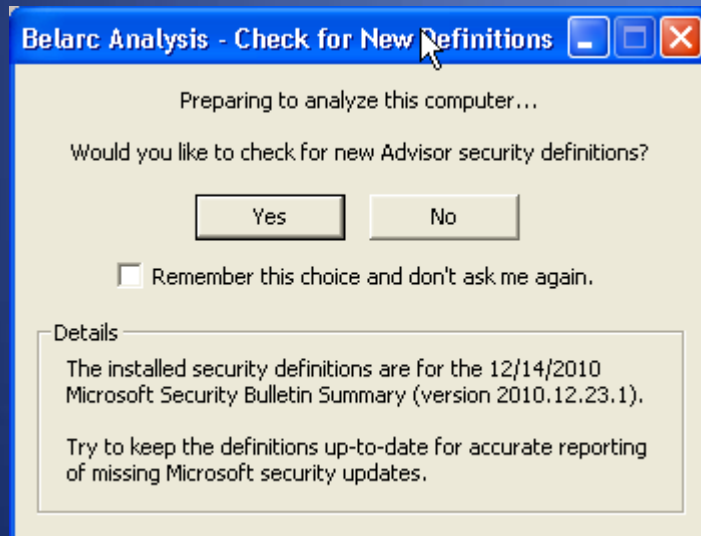


Snapshot (Cont'd)

- Capture Screen, Window, or Defined Rectangle - places image into the previously specified folder
 - “Capture” → “Capture Full Screen” or <CTRL> F
 - “Capture” → “Capture Active Window” or <CTRL> W
 - “Capture” → “Capture Rectangular Area” or <CTRL> R
 - Shows a cross hatch symbol (--|--)
 - Use left mouse button to create a rectangle around selected area
 - Releasing mouse button captures the area
 - Can also place image into the Copy Buffer with <CTRL> C
 - Can also send captured image to an editor
 - Select “Edit”, then select “Preferences” and then select “Image Editor” to point to an editor
 - Example: PhotoshopElementsEditor.exe

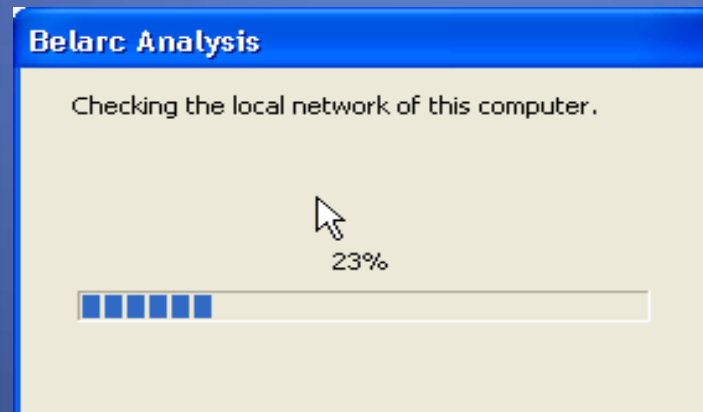
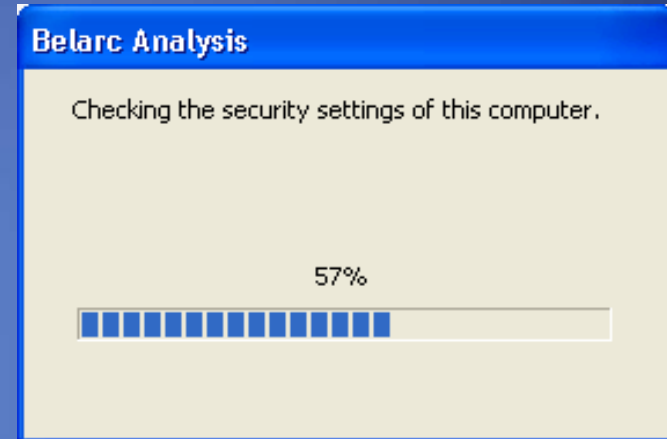
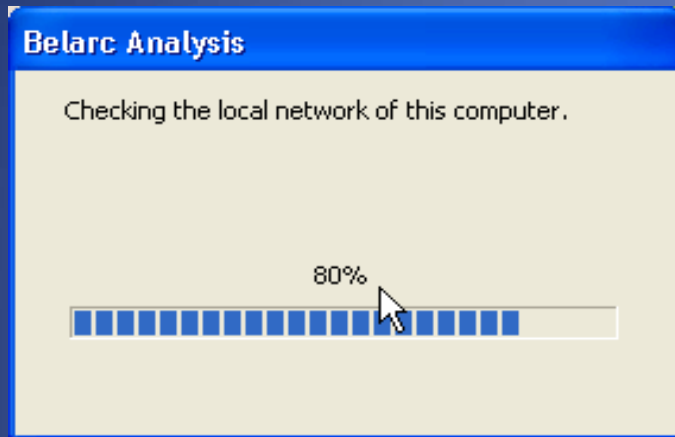
Belarc Advisor

- Provides technical details of all hardware and software
 - www.belarc.com/free_download
- After starting, you will see the left image below:
 - Select “Yes” to get latest definitions



Belarc Advisor (Cont'd)


- While Belarc analyzes your system, the following screens will appear



- This may take a few minutes – be patient

Belarc Advisor (Cont'd)

- Final report is several pages:



BELARC Advisor

The license associated with the Belarc Advisor product allows for **free personal use only**. Use on multiple computers in a corporate, educational, military or government installation is prohibited. See the [license agreement](#) for details. The information on this page was created locally on your computer by the Belarc Advisor. Your computer profile was not sent to a web server. [Click here for more info.](#)

[About Belarc](#)

[System Management Products](#)


[Your Privacy](#)

In page Links:


- [Network Map new](#)
- [Software Licenses](#)
- [Software Versions & Usage new](#)
- [Missing Hotfixes](#)
- [Installed Hotfixes](#)

System Security Status


[CIS Benchmark Score](#)

 **2.50** of 10 ([details...](#))

[Virus Protection](#)

 Up-to-date

[Microsoft Security Updates](#)

 Up-to-date

Computer Profile Summary

Computer Name: Izzi-pwrspec (in BOURRIE) — Izzi-PowerSpec-Desk
Profile Date: Thursday, December 30, 2010 10:14:45 PM
Advisor Version: 8.1k
Windows Logon: Izzi

[Plan for your next computer refresh...](#)
[click for Belarc's System Management products](#)

Operating System	System Model
Windows XP Professional Service Pack 3 (build 2600) Install Language: English (United States) System Locale: English (United States)	powerspec E371 4.5n System Serial Number: 04/01/08 Asset Tag: ps Chassis Serial Number: ps Enclosure Type: Desktop
Processor ^a	Main Circuit Board ^b
2.67 gigahertz Intel Core2 Quad Q6700 64 kilobyte primary memory cache 4096 kilobyte secondary memory cache 64-bit ready Multi-core (4 total) Not hyper-threaded	Board: Intel Corporation DP35DP AAD81073-207 Serial Number: USDP8070042R Bus Clock: 266 megahertz BIOS: Intel Corp. DPP3510J.86A.0407.2008.0218.0923 02/18/2008
Drives	Memory Modules ^{c,d}
1000.20 Gigabytes Usable Hard Drive Capacity 894.34 Gigabytes Hard Drive Free Space PIONEER BD-ROM BDC-202 [CD-ROM drive] TSSTcorp CDDVDW SH-S203N [CD-ROM drive] Generic- Compact Flash USB Device [Hard drive] -- drive 3 Generic- MS/MS-Pro USB Device [Hard drive] -- drive 6	3324 Megabytes Usable Installed Memory Slot 'J6H1' has 2048 MB Slot 'J6H2' is Empty Slot 'J6J1' has 2048 MB Slot 'J6J2' is Empty
Local Drive Volumes	